机械手系列铝合金型材

代码	材质	表面处理
ATS05	A6063-T5	喷砂氧化

- 最大使用长度：2800~2850mm。
- 根据设计需求，可来图定制。
- 可定制表面处理。

来图定制

L长度公差

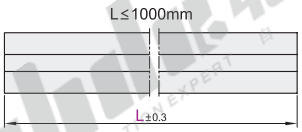

(当L > 1000mm时，长度尺寸公差±0.5)

ATS05-DZ65(65系列)

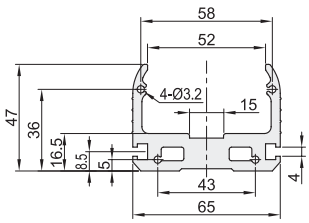

ATS05-HK73(65系列)

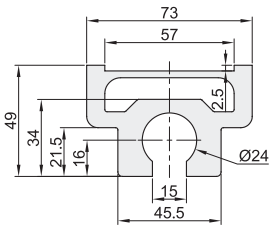

ATS05-HG52(65系列)

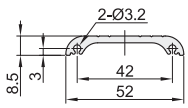

ATS05-DZ75(75系列)

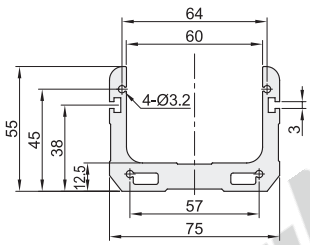

ATS05-HK83(75系列)

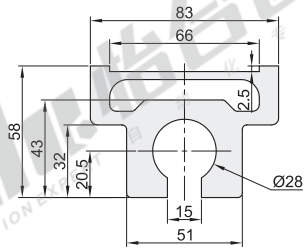

ATS05-HG62(75系列)

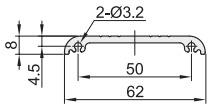

ATS05-DZ90(90系列)

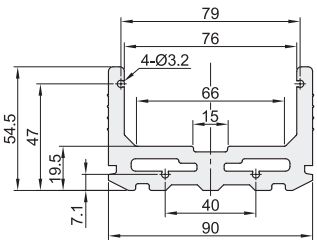

ATS05-HK98(90系列)

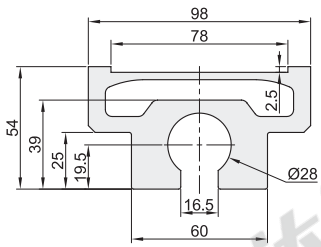

ATS05-HG77(90系列)

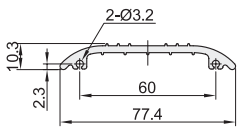

ATS05-DZ130(130系列)

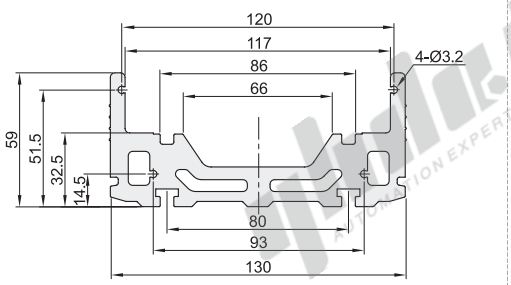

ATS05-HK138(130系列)

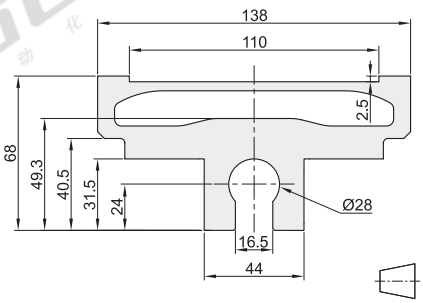

视角标准：第一视角

ATS05-DZ130B(130系列)

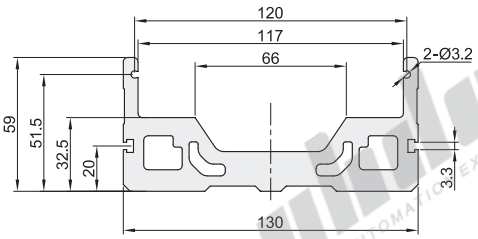

ATS05-HG118(130系列)

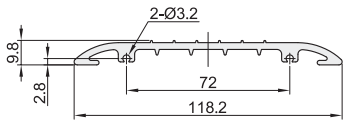

ATS05-DZ175(175系列)

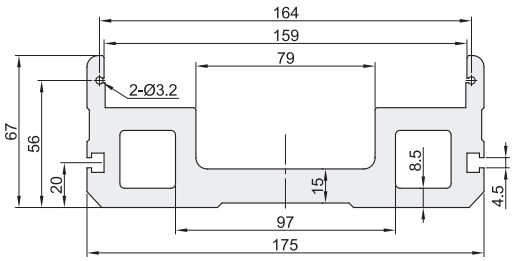

ATS05-HK197(175系列)

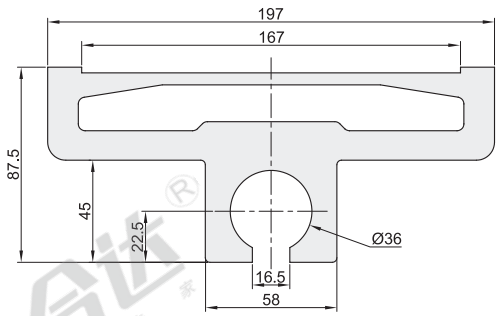

ATS05-HG164(175系列)

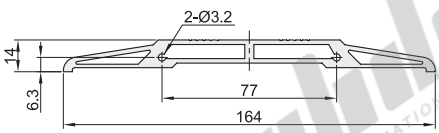

ATS05-HG159(170系列)

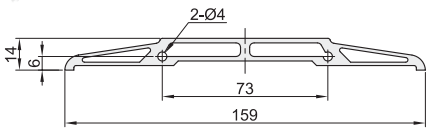

ATS05-DZ170(170系列)

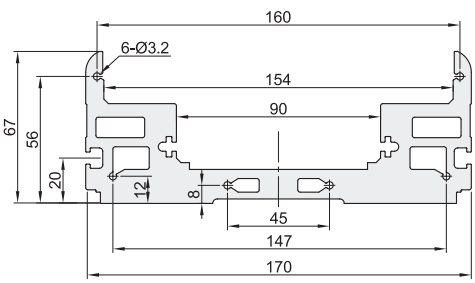

ATS05-LHK121

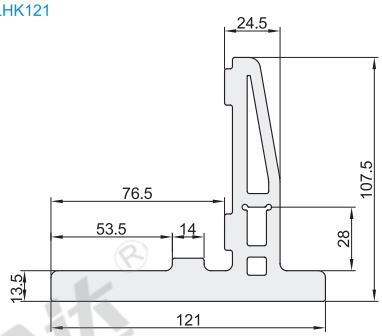

ATS06-DZ102(102系列)

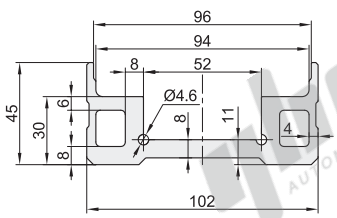

ATS06-HK104(102系列)

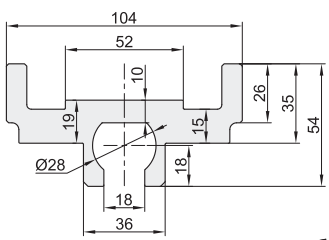

视角标准：第一视角

ATS06-ZCZ74(102系列)

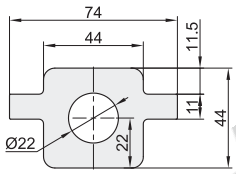

ATS06-HG83(102系列)

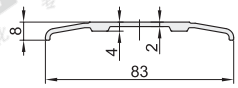

ATS06-DZ102A(102A系列)

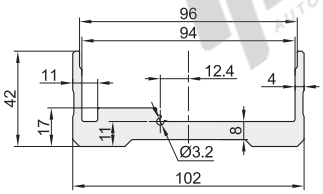

ATS06-HK105(102A系列)

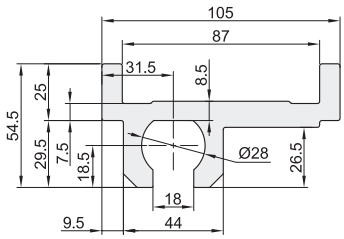

ATS06-HK134(135系列)

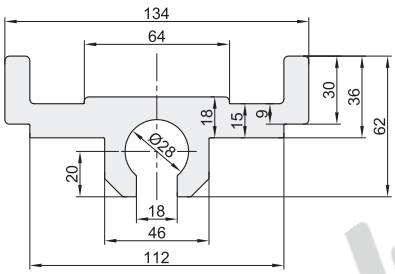

ATS06-ZCZ94(135系列)

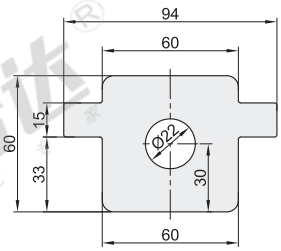

ATS06-DZ170A(170A系列)

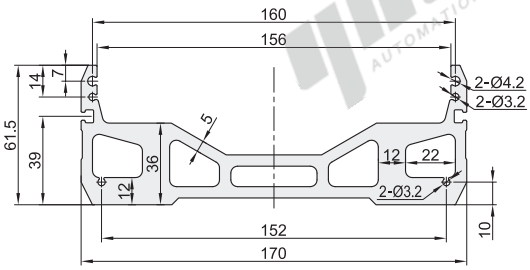

ATS06-HK169(170A系列)

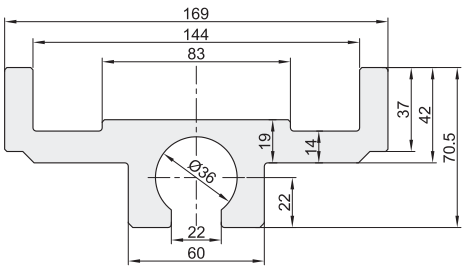

ATS06-HG108(135系列)

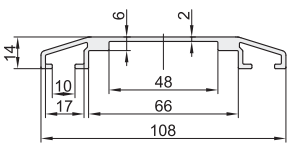

ATS06-ZCZ122(170A系列)

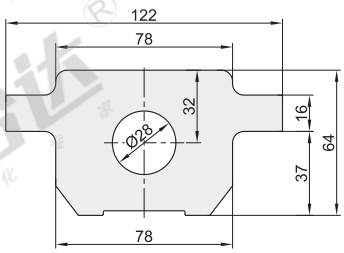

ATS06-HG140(170A系列)

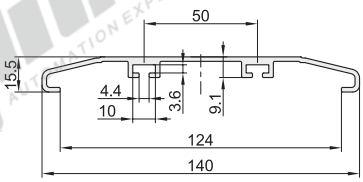

视角标准：第一视角

机械手系列铝合金型材

型号 代码	型号 规格	L 最小单位0.5	截面尺寸	每米重量Kg/m (理论值)	截面积 (mm^2)	截面惯性矩 ℓx	截面惯性矩 ℓy	抗弯截面模数 Wxmax(mm^3)	抗弯截面模数 Wymax(mm^3)	系列
ATS05	DZ65	50~3000	65×47	2.83	1029.70	12.91×10^4	47.57×10^4	3871.57	14457.51	65系列
	HK73		73×49	4.56	1657.06	30.20×10^4	79.16×10^4	11725.05	21688.33	
	HG52		52×8	0.55	198.92	0.08×10^4	5.26×10^4	145.81	2021.27	
	DZ75		75×55	3.58	1299.20	30.56×10^4	94.83×10^4	8164.92	25286.80	75系列
	HK83		83×58	6.07	2204.69	59.26×10^4	121.66×10^4	18990.90	29314.70	
	HG62		62×8	0.60	218.27	0.07×10^4	8.14×10^4	125.10	2627.19	
	DZ90		90×54	4.80	1745.27	32.53×10^4	171.97×10^4	8792.13	37794.76	90系列
	HK98		98×54	6.74	2448.27	56.25×10^4	192.75×10^4	20240.25	39337.76	
	HG77		77×10	0.81	294.31	0.24×10^4	16.64×10^4	342.52	4299.43	
	DZ130		130×59	7.38	2683.98	47.18×10^4	528.97×10^4	11734.17	80759.10	130系列
	HK138		138×68	9.62	3497.26	99.51×10^4	494.75×10^4	24542.02	71702.72	
	DZ130B		120×59	7.46	2710.83	35.85×10^4	485.05×10^4	5516.07	137798.44	
	HG118		118×10	1.32	478.64	0.32×10^4	61.30×10^4	493.76	10376.70	
	DZ175		175×67	11.99	4360.38	118.05×10^4	1484.54×10^4	25796.74	169661.65	175系列
	HK197		197×86	16.99	6178.41	282.03×10^4	1855.80×10^4	53432.32	188388.72	
	HG164		164×14	2.17	787.83	1.19×10^4	161.60×10^4	1679.10	19701.72	
	DZ170		170×67	10.80	3924.85	102.18×10^4	1327.74×10^4	21760.56	156123.65	170系列
	HG159		159×14	1.99	724.29	1.09×10^4	134.97×10^4	1531.00	16979.28	
	LHK121		121×107	8.13	2953.68	287.12×10^4	259.34×10^4	36450.54	35945.14	立滑块
ATS06	DZ102		102×42	4.41	1555.47	17.971×10^4	188.019×10^4	5831.08	36866.51	102系列
	HK104		104×54	5.84	2059.04	24.689×10^4	207.224×10^4	8596.39	39850.86	
	ZCZ74		74×44	5.30	1867.63	30.175×10^4	58.627×10^4	13176.94	15845.22	
	HG83		83×8	0.58	206.42	0.052×10^4	11.786×10^4	90.26	2839.88	
	DZ102A		102×42	3.77	1331.53	9.766×10^4	155.538×10^4	3902.37	28715.80	102A系列
	HK105		105×54	5.31	1872.528	28.318×10^4	192.241×10^4	9664.75	33433.15	
	HK134		134×62	8.27	2916.545	46.668×10^4	445.790×10^4	13918.31	66535.83	135系列
	HG108		108×14	1.08	379.597	0.632×10^4	43.361×10^4	673.88	8029.78	
	ZCZ94		94×60	10.51	3708.407	110.864×10^4	181.772×10^4	35307.07	38674.79	
	DZ170A		170×61	9.53	3359.961	63.346×10^4	1086.971×10^4	14904.84	127878.98	170A系列
	HK169		169×70	11.19	3947.80	91.720×10^4	991.385×10^4	25763.93	117323.64	
	ZCZ122		122×64	13.86	4888.76	158.737×10^4	413.365×10^4	45353.43	67764.67	
	HG140		140×15	1.25	440.066	0.699×10^4	75.277×10^4	619.00	10753.90	

◎ 适用直线导轨参数

系列	型号	型号	滑块数量	精度等级	长度L(mm)	详细参数
65系列	IAJ01-H14	IAM01-H14	单滑块	精密	IAJ系列：70~470 IAM系列:110~470	详细参数请参考《FA工厂自动化零件》目录书
	IAJ02-H14	IAM02-H14	双滑块			
	IAJ05-H14	IAM05-H14	单滑块	高精密		
	IAJ06-H14	IAM06-H14	双滑块			
75系列	IAJ01-H14	IAM01-H14	单滑块	精密	IAJ系列：70~470 IAM系列:110~470	
	IAJ02-H14	IAM02-H14	双滑块			
	IAJ05-H14	IAM05-H14	单滑块	高精密		
	IAJ06-H14	IAM06-H14	双滑块			
90系列	IAJ01-H16	IAM01-H16	单滑块	精密	IAJ系列：70~670 IAM系列:110~670	
	IAJ02-H16	IAM02-H16	双滑块			
	IAJ05-H16	IAM05-H16	单滑块	高精密		
	IAJ06-H16	IAM06-H16	双滑块			
130系列	IAP01-H24	IAS01-H24	单滑块	精密	160~1480	
	IAP03-H24	IAS03-H24	双滑块			
	IAP05-H24	IAS05-H24	单滑块	高精密		
	IAP06-H24	IAS06-H24	双滑块			
175系列	IAP01-H28	IAS01-H28	单滑块	精密	220~1480	
	IAP03-H28	IAS03-H28	双滑块			
	IAP05-H28	IAS05-H28	单滑块	高精密		
	IAP06-H28	IAS06-H28	双滑块			

◎ 适用压轧滚珠丝杆参数

系列	型号	导程	轴径	长度L(mm)	精度等级	备注
65系列	LCH02-12-4	4	12	150~800	C7	详细参数请参考《FA工厂自动化零件》目录书
	LCH02-12-5	5				
	LCH02-12-10	10				
75系列	LCL02-15-20	20	15	200~1200		
	LCP02-16-5	5	16	150~1200		
	LCP02-16-10	10		200~1200		
	LCP02-16-16	16				
90系列	LCL02-15-20	20	15	200~1200		
	LCP02-16-5	5	16	150~1200		
	LCP02-16-10	10		200~1200		
	LCP02-16-16	16				
130系列	LCP02-16-5	5	16	150~1200		
	LCP02-16-10	10		200~1200		
	LCP02-16-16	16				
175系列	LCS02-20-5	5	20	200~1500		
	LCS02-20-10	10				
	LCS02-20-20	20				

请按图示订货

型号 代码	型号 规格	L 最小单位0.5	截面尺寸
ATS05	DZ65	50~3000	65×47
	HK73		73×49

ATS05—HK73—L630

EX Example 使用示例

分解图

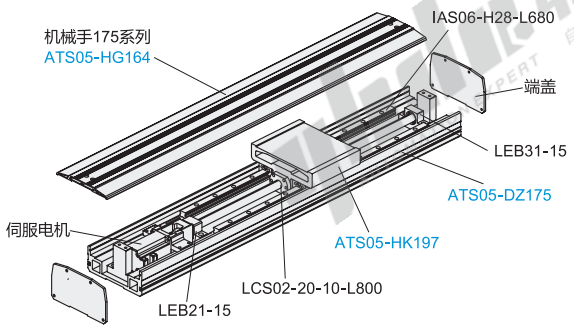
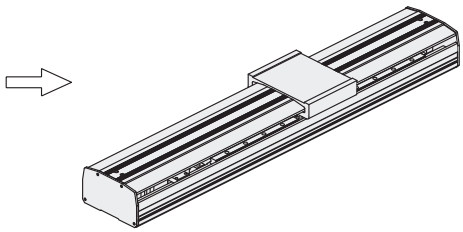
组装图