

# 免键同步带轮

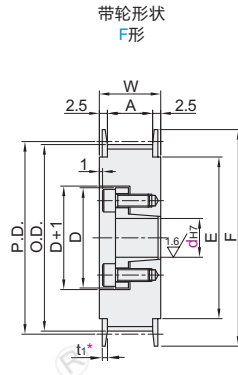
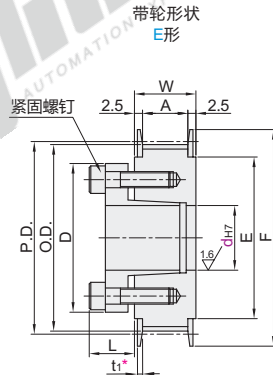
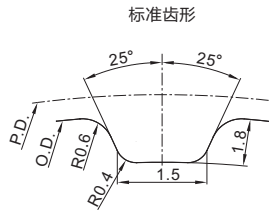
◀ T5型  
齿距5.0

同步带

F3



| 代码    | 带轮类型  | 皮带宽度 | 齿距  | 材质  |      |        | 表面处理 |    |        | 使用胀套 |
|-------|-------|------|-----|-----|------|--------|------|----|--------|------|
|       |       |      |     | 带轮  | 法兰   | 胀套     | 带轮   | 法兰 | 胀套     |      |
| ECH01 | T5100 | 10   | 5.0 | 铝合金 | S45C | 本色阳极氧化 | —    | —  | 见同步带概要 |      |
| ECH11 | T5150 | 15   |     |     |      |        |      |    |        |      |
| ECH21 | T5200 | 20   |     |     |      |        |      |    |        |      |
| ECH31 | T5250 | 25   |     |     |      |        |      |    |        |      |



\*  $t_1 = (W-A)/2 - 0.5$

3.3  
视角标准：第一视角

| 型号   |    | 带轮形状       | 轴孔规格dh7(轴孔径根据胀套尺寸表选择) |            |            |            |            |            |            |          | P.D.  | O.D.  | F  | E                     | A                     | W |
|--|----|------------|-----------------------|------------|------------|------------|------------|------------|------------|----------|-------|-------|----|-----------------------|-----------------------|---|
| 代码   | 齿数 |            | T5100                 |            | T5150      |            | T5200      |            | T5250      |          |       |       |    |                       |                       |   |
|  |    | E形<br>CT衬套 | F形<br>CH衬套            | E形<br>CT衬套 | F形<br>CT衬套 | E形<br>CT衬套 | F形<br>CT衬套 | E形<br>CT衬套 | F形<br>CT衬套 |          |       |       |    |                       |                       |   |
| ECH01-T5100<br>ECH11-T5150<br>ECH21-T5200<br>ECH31-T5250 | 22 |            | 8                     | —          | —          | —          | —          | —          | —          | 35.01    | 34.25 | 40    | 27 | T5100<br>A:11<br>W:16 |                       |   |
|  | 24 |            | 8-10                  | 8          | 10         | 8          | —          | —          | —          | 38.20    | 37.40 | 45    | 30 |                       |                       |   |
|  | 25 |            | 8-10                  | 8          | 10         | 8          | 8          | —          | 8          | 39.79    | 39.00 | 45    | 30 |                       |                       |   |
|  | 26 |            | 8-12                  | —          | 10-11-12   | 8-10       | 12         | 8-10       | —          | 8-10     | 41.38 | 40.60 | 48 | 35                    | T5150<br>A:17<br>W:22 |   |
|  | 28 |            | 8-12                  | —          | 10-11-12   | 8-10-11    | 12         | 8-10-11    | 12         | 44.56    | 43.75 | 48    | 35 |                       |                       |   |
|  | 30 |            | 10-15                 | —          | 10-15      | —          | 10-15      | 10-11-12   | 10-15      | 10-11-12 | 47.75 | 46.95 | 52 | 36                    | T5200<br>A:22<br>W:27 |   |
|  | 32 | E          | 10-15                 | —          | 10-15      | —          | 10-14      | —          | 10-14      | 50.93    | 50.10 | 55    | 40 |                       |                       |   |
|  | 34 | F          | 10-17                 | —          | 10-17      | 10-12      | 12-17      | 10-18      | 12-17      | 10-18    | 54.11 | 53.25 | 61 | 45                    |                       |   |
|  | 36 |            | 10-17                 | —          | 10-17      | —          | 10-19      | —          | 10-19      | —        | 57.30 | 56.45 | 61 | 45                    | T5250<br>A:27<br>W:32 |   |
|  | 40 |            | 10-17                 | —          | 10-17      | —          | 10-19      | —          | 10-19      | —        | 63.66 | 62.85 | 67 | 50                    |                       |   |
|  | 44 |            | 12-25                 | —          | 12-25      | —          | 12-25      | 12-25      | 12-25      | 12-25    | 70.03 | 69.20 | 74 | 58                    | T5250<br>A:27<br>W:32 |   |
|  | 48 |            | 12-28                 | —          | 12-28      | 12         | 12-28      | 12-28      | 12-28      | 12-28    | 76.39 | 75.55 | 83 | 63                    |                       |   |
| 50   |    | 12-32      | —                     | 12-32      | —          | 12-32      | 12-32      | 12-32      | 12-32      | 79.58    | 78.75 | 87    | 67 |                       |                       |   |
| 60   |    | 12-35      | —                     | 12-35      | —          | 12-35      | 12-35      | 12-35      | 12-35      | 95.49    | 94.65 | 99    | 80 |                       |                       |   |



请按图示订货

| 型号          | 代码          | 齿数 | 带轮形状 | 轴孔规格dh7 |
|-------------|-------------|----|------|---------|
| ECH01-T5100 | ECH01-T5100 | 22 | E    | 8       |
|             | ECH11-T5150 | 24 | F    | 8       |

ECH01-T5100 — 24 — F — d8



未税价(元)

● 优惠价

| 数量 | 1~4  | 5~   |
|----|------|------|
| 价格 | 100% | 另行报价 |



交货期

5

☑ 胀套孔径尺寸

| dh7 | 容许最大扭矩N·m |      |      |      | (L)  |
|-----|-----------|------|------|------|------|
|     | D         |      | D    |      |      |
|     | CT胀套      | CH胀套 | CT胀套 | CH胀套 |      |
| 8   | 16        | 8.5  | 25.5 | 24.5 | 8.5  |
| 10  | 39        | 18   | 30   | 29   |      |
| 11  | 43        | 20   | 31   | 30   | 10.5 |
| 12  | 48        | 23   | 32   | 31   |      |
| 14  | 73        | 37   | 35   | 36   | 12   |
| 15  | 78        | 39   | 36   | 37   |      |
| 16  | 83        | 42   | 37   | 38   |      |
| 17  | 88        | 45   | 38   | 39   | 13   |
| 18  | 154       | 48   | 43   | 40   |      |
| 19  | 163       | 49   | 45   | 42   |      |
| 20  | 171       | 97   | 46   | 46   | 14   |
| 22  | 186       | 110  | 48   | 47   |      |
| 24  | 206       | 121  | 50   | 49   |      |
| 25  | 216       | 124  | 52   | 51   |      |
| 28  | 353       | 141  | 54   | 53   | 15.5 |
| 30  | 382       | 149  | 57   | 56   |      |
| 32  | 412       | 163  | 59   | 58   |      |
| 35  | 451       | 173  | 63   | 61   | 16.5 |