代码	类型		材质		
			外壳	绝缘体	接触体
ZIX43	M系列	中继公插头	锌基合金(镀镍)	电木	铜(镀银/金)

规格：12

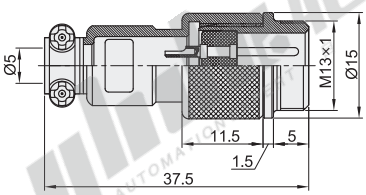

规格：16

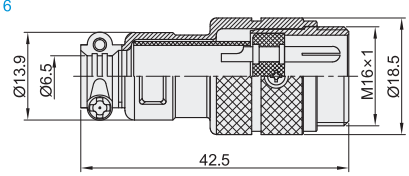

规格：25

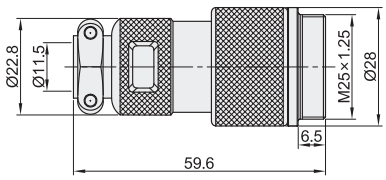

规格：30

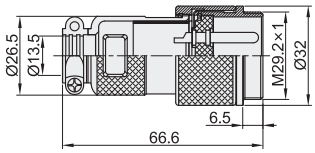

规格：40

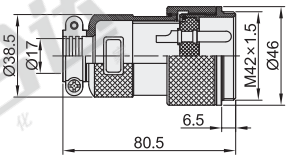

视角标准：第一视角

孔位排列图(从针的方向看)

规格：12

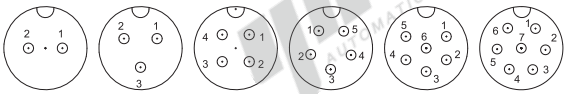

规格：16

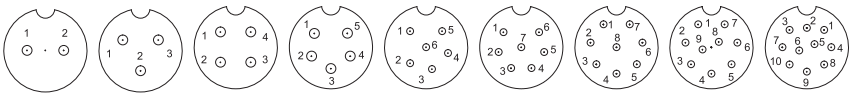

规格：25

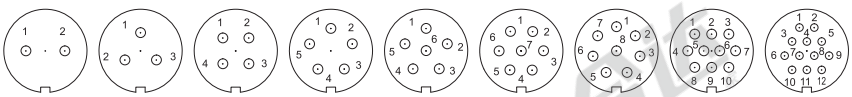

规格：30

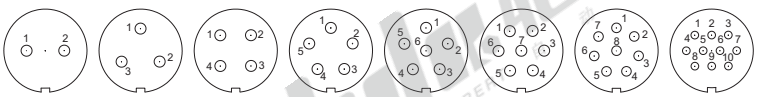

规格：40

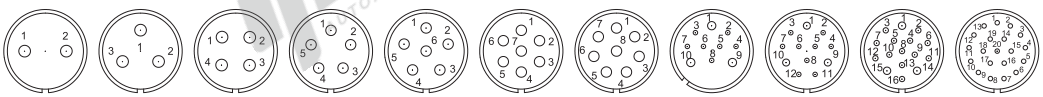

型号 代码	型号 规格	芯数	触头形状	适配插孔类型 直通母插头	适配插孔类型 弯角母插头
ZIX43	12	2	插针	ZIX41-12-2	—
		3		ZIX41-12-3	
		4		ZIX41-12-4	
		5		ZIX41-12-5	
		6		ZIX41-12-6	
		7		ZIX41-12-7	
	16	2		ZIX41-16-2	ZIX42-16-2
		3		ZIX41-16-3	ZIX42-16-3
		4		ZIX41-16-4	ZIX42-16-4
		5		ZIX41-16-5	ZIX42-16-5
		6		ZIX41-16-6	ZIX42-16-6
		7		ZIX41-16-7	ZIX42-16-7
		8		ZIX41-16-8	ZIX42-16-8
		9		ZIX41-16-9	ZIX42-16-9
		10		ZIX41-16-10	ZIX42-16-10
	25	2		ZIX41-25-2	—
		3		ZIX41-25-3	
		4		ZIX41-25-4	
		5		ZIX41-25-5	
		6		ZIX41-25-6	
		7		ZIX41-25-7	
		8		ZIX41-25-8	
		10		ZIX41-25-10	
		12		ZIX41-25-12	

型号 代码	型号 规格	芯数	触头形状	适配插孔类型 直通母插头
ZIX43	30	2	插针	ZIX41-30-2
		3		ZIX41-30-3
		4		ZIX41-30-4
		5		ZIX41-30-5
		6		ZIX41-30-6
		7		ZIX41-30-7
		8		ZIX41-30-8
		10		ZIX41-30-10
	40	2		ZIX41-40-2
		3		ZIX41-40-3
		4		ZIX41-40-4
		5		ZIX41-40-5
		6		ZIX41-40-6
		7		ZIX41-40-7
		8		ZIX41-40-8
		10		ZIX41-40-10
		12		ZIX41-40-12
		16		ZIX41-40-16
		20		ZIX41-40-20

请按图示订货

型号 代码	型号 规格	芯数
ZIX43	12	2
		3

ZIX43—12—2

技术参数

规格	12	16			25						30	
芯数	2,3,4,5,6,7	2,3,4	5	6,7,8,9,10	2,3	4	5	6,7	8,10	12	2,3,4	5
额定电流/电压	5A/125V	10A/125V	7A/125V	5A/125V	25A/300V	20A/250V	15A/250V	12A/250V	10A/150V	7A/150V	25A/300V	20A/250V
工作电压(AC.V)分钟	200	200	200	200	500	400	400	300	200	200	500	400
耐电压(AC.V)分钟	1500	1500	1500	1500	2000	2000	1500	1500	1500	1500	2000	1500
绝缘阻抗(MΩ)DC500V	1500	1500	1500	1500	2000	2000	2000	2000	2000	2000	2000	2000
接触阻抗(mΩ) DC1A	5	5	5	5	1	1	1	1	3	3	1	1
焊杯口孔径Ø(mm)	0.8	1.6	1.2	0.9	2.4	2.4	2.4	2.4	1.6	1.3	2.4	2.4
接触体孔径Ø(mm)	1.2	2.45	2	1.15	3.5	3.5	3	3	2	1.5	3.5	3

规格	30			40						
芯数	6,7	8	10	2,3,4	5,6,7	8	10	12	16	20
额定电流/电压	15A/250V	10A/150V	7A/150V	35A/400V	25A/250V	20A/150V	16A/150V 25A/200V	7A/150V	16A/150V 25A/200V	7A/150V
工作电压(AC.V)分钟	400	250	200	500	400	300	200	200	200	200
耐电压(AC.V)分钟	1500	1500	1500	2000	2000	2000	2000	2000	2000	2000
绝缘阻抗(MΩ)DC500V	2000	2000	2000	2000	2000	2000	2000	2000	2000	2000
接触阻抗(mΩ) DC1A	1	1	3	1	1	1	1	3	3	3
焊杯口孔径Ø(mm)	2.4	2.4	1.6	4	3.5	3.5	2.4,1.6	1.6	2.4,1.6	1.6
接触体孔径Ø(mm)	3	3	3	5	4.5	4.5	Ø3×3 Ø2×7	2	Ø3×3 Ø2×13	2

性能表

规格	12	16	25	30	40
接插方式	螺纹连接				
接线方式	焊接				
接插次数	500次				
温度范围	-20°C~+85°C				
电缆直径(mm)	≤Ø5	Ø7.5~8.5	≤Ø11.5	≤Ø13.5	≤Ø17