

# LB16B/19B High Current

## 大电流金属按钮开关

High-Current Button Switch

Ith:15A 250VAC

### 1NO



- 无灯 Without
- 环形灯 Ring LED
- 环形+电源 Ring+Power Symbol

- 红色 Red
- 绿色 Green
- 蓝色 Blue
- 黄色 Yellow
- 白色 White

低功耗LED: ≤20mA

Low Power Consumption LED: ≤20mA

常规电压: 9-24V 220V, 定制其它电压

Normal Voltage: 9-24V 220V, Customizable Other Voltage

常规颜色: 红色、绿色、蓝色; 定制: 黄色、白色

Normal Color: Red/Green/Blue; Customizable: Yellow/White


- 15A**  
Ith  
大电流开关  
High-Current
- 1500VAC**  
高绝缘耐压  
High-Insulation
- LED**  
50000H  
长寿命灯珠  
Long Life LED
- 100万次**  
机械寿命  
Mechanical Life
- V0**  
耐温阻燃  
Anti Laming
- 40~80°C**  
环境耐温强  
Environment
- IP65/IK10**  
防水防爆  
Protection Level
- CCC RoHS REACH CE**  
专利及认证  
Certificate




柔光光圈, 长寿命LED  
Soft Light Aperture



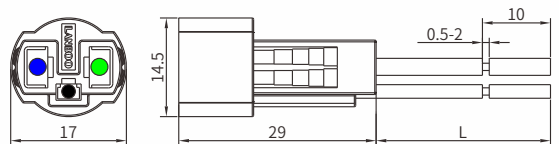
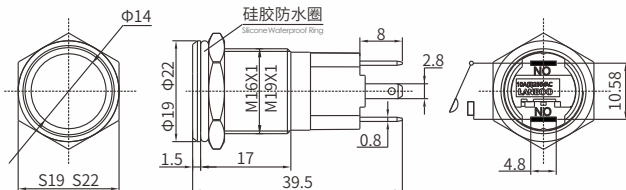
高精数控, 精致美观  
Seiko CNC



专用插件, 阻燃耐温  
Connector



加大银触点, 粗脚, 电流大  
Big Silver Contact



● 蓝色和 ● 绿色NO线为1mm<sup>2</sup>, ● 黑色灯脚线0.5mm<sup>2</sup>,  
线长150mm, 可定做其它线长。  
Blue and Green NO wire 1mm<sup>2</sup>, Black LED wire 0.5mm<sup>2</sup>,  
Wire Length: 150mm, Customize other sizes.

# 金属按钮、旋钮、钥匙钮、急停钮命名规则

Naming convention for metal buttons, knobs, key buttons and emergency stop buttons

LB ◊ - ★ ◆ ■ / ○ ▲ ▼ / ◎ / ☆ / ※

其它备注: 定制符号、防水要求、特殊颜色要求等  
Other remarks: customized symbols, waterproof requirements, special color requirements, etc

接线: J-螺丝脚(蜂鸣器) Wiring: J-screw pin (buzzer)

档位: 2-2档 3-3档 (此选项只针对旋钮及钥匙钮, 其它开关忽略此项)  
Gear position: 2- 2nd gear, 3-3rd gear (this option only applies to knobs and key knobs, ignored for other switches)

外壳材质: S-不锈钢 N-镀铬(镀镍) A-铝氧化 PC-塑料 ST-镀钛  
Shell material: S-stainless steel N-chromium plated (nickel plated) A-aluminum oxide PC-plastic ST-Titanium plated

带灯电压: 3-8V/25-48V/110V为定制电压 5-24V/9-24V/220V 常规电压  
Voltage with lamp: 3-8V/25-48V/110V, customized voltage 5-24V/9-24V/220V, conventional voltage

发光颜色: R-红 G-绿 B-蓝 Y-黄 W-白 O-橙(定制)  
Glow color: RG-红绿 RB-红蓝 RG-红绿蓝 RW-红绿白 (注: 只有A系列可做双色, 三色)  
Glow color: RG-red green RB-red blue RG-red green blue RW-red green white (Note: Only the A series can be made in two or three colors)

发光类型: E-环形 E+DY-环环+电源标 DY-电源标 D-点灯 E+XD-环环+小点  
Luminous type: E-annular E+DY-annular+Power supply sign DY-Powersupply sign D-Lighting E+XD-annular+Small dots

操作类型: F-自复式 Z-自锁式(保持式) Operation type: F-self resetting Z-self locking (holding)

开关组合: 10-1NO 1C-1NC 11-1NO1NC 20-2NO 22-2NO2NC (NO为常开触点, NC为常闭触点)  
Switch combination: 10-1NO 1C-1NC 11-1NO1NC 20-2NO 22-2NO2NC (NO is the normally open contact, NC is the normally closed contact)

头部形状: P-平头 G-高头 Q-球头 Y-钥匙钮 X-旋钮 M-蘑菇头  
Head shape: P-Flat head G-High head Q-Ball head Y-Key X-Knob M-Mushroom head

系列号: A [(16A, 19A为1NO1NC, 3A); (19A1, 22A, 25A, 30A, 40A)有1NO1NC或2NO2NC可选, 3A]  
Series number B [(12B, 1NO, 2A); (16B, 19B, 1NO, 10A); (22B, 25B, 独立1NO1NC, 7A)]  
C [(22C, 25C, 2NO, 15A)]  
E [(12E, 1NO, 7A); (16E, 1NO, 2A); (16E3, 1NO, 16A); (19E, 22E, 1NO, 16A)]  
Y5 (19Y5, 22Y5, 1NO1NC或2NO2NC可选, 5A, 无灯, 3A) 升级款  
X5 (19X5, 22X5, 1NO1NC或2NO2NC可选, 带灯, 3A) 升级款  
M3 (22M3, 40mm 超大头/1NO1NC, 无灯, 8A) M4 (16 19 22mm, 1NO1NC, 带灯, 3A)  
M5.1 (19M5.1, 22M5.1, 大头, 无灯) M5.2 (19M5.2, 22M5.2, 小头, 无灯) M5.4 (19M5.4, 22M5.4, 带灯)  
M6 (19M6, 22M6, 短款(short), 无灯(no LED)) (M5系列均有1NO1NC或2NO2NC可选, 3A)  
SA-塑料按钮(plastic button) NZ/NZ2-钮子开关(Button switch) QC-轻触(Touch lightly) CM-触摸(Touch)  
SM-塑料急停带箭头(Plastic emergency stop with arrow)  
SM2-塑料急停带箭头+STOP(Plastic emergency stop with arrow+STOP)  
SM3-塑料急停带箭头(Plastic emergency stop with arrow)

安装孔直径(螺纹外径): φ12、φ16、φ19、φ22、φ25、φ30、φ40mm  
Installation hole diameter (thread outer diameter): φ12、φ16、φ19、φ22、φ25、φ30、φ40mm  
(每个系列里的开孔并不是从φ12-40mm都有, 请参照系列号后括号里的孔径)  
(The openings in each series are not derived from φ Available in sizes 12-40mm, please refer to the aperture in parentheses after the serial number)

蓝波代号  
LANBOO Code

- 例: 1. 需要16mm开孔、A系列、平头、1NO1NC、自锁、环形、红色发光、LED电压12V、镀铬外壳 对应型号: LB16A-P11Z/ER9-24V/N(L)  
1. Requires 16mm opening, A series, flat head, 1NO1NC, self-locking, circular, red emitting, LED voltage 12V, chrome plated shell Corresponding model: LB16A-P11Z/ER9-24V/N(L)
2. 需要22mm开孔、M5.1系列、蘑菇头、2NO2NC、自锁、不锈钢外壳 对应型号: LB22M5.1-M22Z/S/A(L)  
2. It needs 22mm opening, M5.1 series, Bowl cut, 2NO2NC, self-locking, stainless steel shell Corresponding model: LB22M5.1-M22Z/S/A(L)
3. 需要19mm开孔、X5系列、旋钮、1NO1NC、LED电压12V、红色发光, 保持式、不锈钢外壳、2档 对应型号: LB19X5-X11Z/R5-24V/S/2(L)  
3. Requires 19mm opening, X5 series, knob, 1NO1NC, LED voltage 12V, red light emitting, holding type, stainless steel housing, 2nd gear Corresponding model: LB19X5-X11Z/R5-24V/S/2(L)

