代码	类型		动作形式
WGY41	平行开闭型	薄型	双作用

缸径：8/12

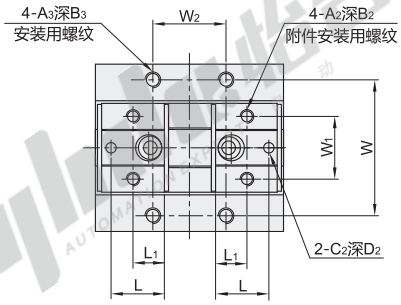

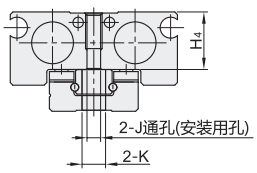

剖面E-E

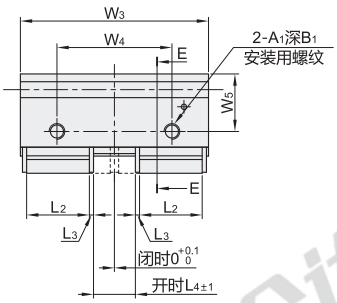

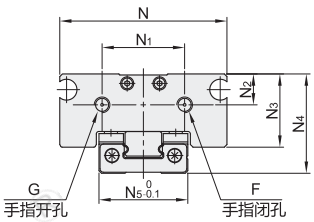

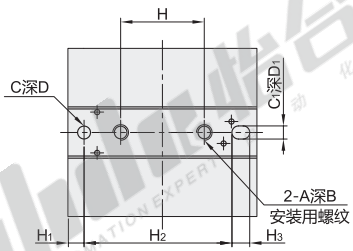

附件：内六角螺钉
(特殊螺钉)

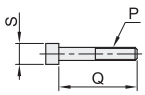

缸径：16/20

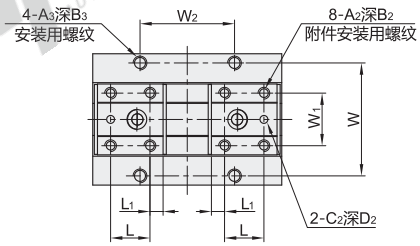

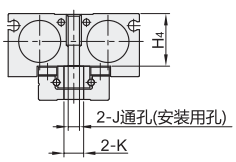

剖面E-E

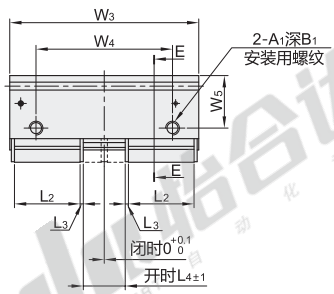

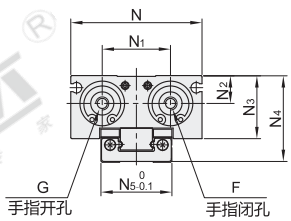

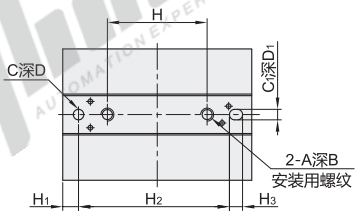

视角标准：第一视角

二爪·薄型

平行开闭型

型号 代码	型号 缸径	开闭行程(两侧)	磁性开关数量	夹持力矩N 压力0.5MPa	使用流体	使用压力范围(MPa)	环境流体温度(℃)	重复精度	最高使用频率(c.p.m)
WGY41	8	8		19	空气	0.15~0.7	-10～60	±0.05	120
	12	12	0	48					
	16	16	2	90		0.1~0.7			
	20	20		141					

配套磁性开关WHS13-L2-2。

尺寸表

缸径	A	B	A_1	B_1	A_2	B_2	A_3	B_3	C	D	C_1	D_1	C_2	D_2	H	H_1	H_2	H_3	H_4
8	M3	7	M3	4	M2.5	3	M3	4	$2.5^{+0.025}_{0}$	2.5	$2.5^{+0.025}_{0}$	2.5	$2^{+0.025}_{0}$	2	16	3	28.3	3.4	11
12	M4	10	M4	5	M3		M4	5	$3^{+0.030}_{0}$	3	$3^{+0.030}_{0}$	3	$2.5^{+0.025}_{0}$	2.5	26	4	42	4	14.8
16	M5	12	M5	5.5	M4	4	M5	5.5	$4^{+0.030}_{0}$		$4^{+0.030}_{0}$	3	$3^{+0.025}_{0}$	3	38	6	57.5	5	20
20	M6	15	M6	6	M4		M6	6	$5^{+0.030}_{0}$	4	$5^{+0.030}_{0}$	4	$3^{+0.025}_{0}$				71	6	25

缸径	N	N_1	N_2	N_3	N_4	N_5	W	W_1	W_2	W_3	W_4	W_5	L	L_1	L_2	L_3	L_4	G	F	J	K	S	P	Q
8	32	15.8	5.9	14	19	17	26	12	14	36	22	11	10	6	12	0.8	8	M3	M3	2.6	4.5	4	M2.5	15
12	40	20	7.7	19	25	20	33	15	28	52	38	15	14	9	18	1	12			3.4	5.5	5	M3	20
16	50	26	10.6	24	33	27	43	20	36	72	52	20	15	5	25	1.2	16	M5	M5	4.3	7.5	—	—	—
20	62	33	13	30	41	32	52	24	40	86	56	25	16	7.5	31	1.2	20			5.2	10			

请按图示订货

型号 代码	型号 缸径	开闭行程(两侧)	磁性开关数量
WGY41	12	12	0 2
	16	16	

WGY41—12—12—2

未税价(元)

优惠价

数量	1~29	30~
价格	100%	另行报价

交货期 7