

圆型·P尺寸选择型/P.L.B尺寸指定型

大头锥角型

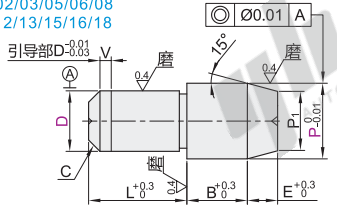
定位销

| P尺寸选择型 | | | P.L.B尺寸指定型 | | | 材质 | | 硬度 | 表面处理 |
|--------|-------|-------|------------|-------|-------|----------|---------|--------------------------|----------------|
| Dm6 | Dp6 | Dg6 | Dm6 | Dp6 | Dg6 | 国标 | 相当 | | |
| YBP01 | YBP11 | — | YBP41 | YBP51 | YBP61 | 9CrWMn | SKS3 | 淬火硬度58~61HRC | — |
| YBP02 | YBP12 | — | YBP42 | YBP52 | YBP62 | | | 淬火硬度58~61HRC, 镀层硬度850HV~ | 镀硬铬, 镀层厚度3~5μm |
| YBP03 | YBP13 | — | YBP43 | YBP53 | YBP63 | | | | |
| YBP05 | YBP15 | — | YBP45 | YBP55 | YBP65 | 0Cr18Ni9 | SUS304 | 镀层硬度850HV~ | 镀硬铬, 镀层厚度5~8μm |
| YBP06 | YBP16 | — | YBP46 | YBP56 | YBP66 | | | | |
| YBP08 | YBP18 | — | YBP48 | YBP58 | YBP68 | 9Cr18Mo | SUS440C | 淬火硬度48~53HRC | — |
| — | — | YBP20 | — | — | — | GCr15 | SUJ2 | 淬火硬度HRC56~, 镀层硬度850HV~ | 镀硬铬, 镀层厚度3~5μm |

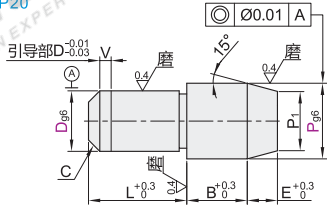


来图定制

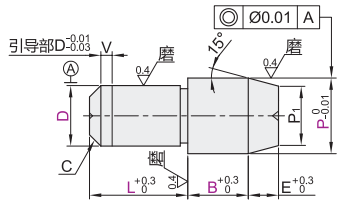
P尺寸选择型
YBP01/02/03/05/06/08
YBP11/12/13/15/16/18



P尺寸选择型
YBP20



P.L.B尺寸指定型
YBP41/42/43/45/46/48
YBP51/52/53/55/56/58
YBP61/62/63/65/66/68



□ P尺寸公差表

| P | g6 |
|-------|------------------|
| 3 | -0.002 -0.008 |
| 4~6 | -0.004 -0.012 |
| 8~10 | -0.014 -0.016 |
| 13~16 | -0.006 -0.017 |
| 20~30 | -0.007 -0.020 |

□ P1=P-E*tan15°*2
视角标准：第一视角

□ SUS440C材质的D部加工有识别槽。 □ 工艺孔加工条件：D=P且(D-P-L)≥4且P1>3。(工艺孔详细尺寸见产品简介)

□ P尺寸选择型

| 型号 | | D公差 | | | P | L | B | C | E | V |
|-------------|----|--------|--------|--------|----------|----|----|-----|-----|---|
| 代码 | D | m6 | p6 | g6 | | | | | | |
| | 1 | | | | 2 | 3 | 3 | 0.1 | 0.5 | 0 |
| Dm6 | 2 | +0.008 | +0.012 | -0.002 | 3 4 | 4 | 5 | 0.5 | 1 | 2 |
| Dp6 | 3 | +0.002 | +0.006 | -0.008 | 4 5 6 | 5 | 6 | 1 | 3 | 1 |
| YBP01 YBP11 | 4 | | | | 5 6 | 6 | 8 | | | |
| YBP02 YBP12 | 5 | +0.012 | +0.020 | -0.004 | 6 8 | 10 | 10 | | | |
| YBP03 YBP13 | 6 | +0.004 | +0.012 | -0.012 | 8 10 | 10 | 10 | | | |
| YBP05 YBP15 | 8 | | | | 10 12 | 10 | 8 | 1.5 | | 1 |
| YBP06 YBP16 | 10 | +0.015 | +0.024 | -0.005 | 10 12 13 | 15 | 15 | | | |
| YBP08 YBP18 | 12 | +0.006 | +0.015 | -0.014 | 12 13 15 | 15 | 15 | | | |
| | 13 | +0.018 | +0.029 | -0.006 | 13 15 16 | 22 | 10 | 2 | 4 | |
| Dg6 | 16 | +0.007 | +0.018 | -0.017 | 15 16 | 22 | 10 | 2 | 4 | |
| YBP20 | 20 | +0.021 | +0.035 | -0.007 | 16 20 25 | 30 | 15 | 3 | 5 | 2 |
| | | +0.008 | +0.022 | -0.020 | 25 30 | | | | | |

□ P.L.B尺寸指定型

| 型号 | | D公差 | | | 最小单位0.01 | 最小单位1 | 最小单位0.1 | C | E | V |
|-------------------|----|--------|--------|--------|-------------|-------|----------|-----|-----|---|
| 代码 | D | m6 | p6 | g6 | P | L | B | | | |
| | 1 | | | | 1.20~3.00 | 2~3 | 1.0~5.0 | 0.1 | 0.5 | 0 |
| | 2 | +0.008 | +0.012 | -0.002 | 2.50~8.00 | 2~8 | | | 1 | |
| | 3 | +0.002 | +0.006 | -0.008 | 3.50~10.00 | 3~10 | | 0.5 | 2 | |
| Dm6 | 4 | | | | 4.50~10.00 | 3~15 | 1.0~15.0 | | | |
| Dp6 | 5 | +0.012 | +0.020 | -0.004 | 5.50~12.00 | 5~15 | | 1 | 3 | |
| Dg6 | 6 | +0.004 | +0.012 | -0.012 | 6.50~12.00 | 5~15 | | | | 1 |
| YBP41 YBP51 YBP61 | 8 | +0.015 | +0.024 | -0.005 | 8.50~16.00 | 5~20 | 1.0~30.0 | 1.5 | | |
| YBP42 YBP52 YBP62 | 10 | +0.006 | +0.015 | -0.014 | 11.00~18.00 | 5~25 | | | | |
| YBP43 YBP53 YBP63 | 12 | | | | 13.00~20.00 | 6~30 | 3.0~30.0 | | 4 | |
| YBP44 YBP54 YBP64 | 13 | +0.018 | +0.029 | -0.006 | 14.00~20.00 | 7~30 | | 2 | | |
| YBP45 YBP55 YBP65 | 16 | +0.007 | +0.018 | -0.017 | 17.00~30.00 | 8~35 | | | | |
| YBP46 YBP56 YBP66 | 20 | +0.021 | +0.035 | -0.007 | 22.00~30.00 | 10~45 | 5.0~30.0 | 3 | 5 | 2 |
| YBP48 YBP58 YBP68 | | +0.008 | +0.022 | -0.020 | | | | | | |



可选加工

| 代码 | 变更E尺寸 | 技术说明 | | | | | | | | | | | | | | | | | | | | | | | | | | | | |
|------|-------|---|------|----|---|----|---|-----|---|------|---|-----|----|--|---|------|----|------|---|------|----|--|---|------|----|------|--|--|----|--|
| EC() | | <p>选型方法 EC2</p> <p>□ 最小单位1</p> <p>□ 圆锥小头直径1min;</p> <p>□ B尺寸因EC的变化而变化</p> <table border="1"> <thead> <tr> <th>D</th> <th>EC</th> <th>D</th> <th>EC</th> </tr> </thead> <tbody> <tr> <td>2</td> <td>2~5</td> <td>8</td> <td>5~16</td> </tr> <tr> <td>3</td> <td>3~9</td> <td>10</td> <td></td> </tr> <tr> <td>4</td> <td>4~11</td> <td>12</td> <td>5~22</td> </tr> <tr> <td>5</td> <td>4~11</td> <td>13</td> <td></td> </tr> <tr> <td>6</td> <td>4~13</td> <td>16</td> <td>6~23</td> </tr> <tr> <td></td> <td></td> <td>20</td> <td></td> </tr> </tbody> </table> | D | EC | D | EC | 2 | 2~5 | 8 | 5~16 | 3 | 3~9 | 10 | | 4 | 4~11 | 12 | 5~22 | 5 | 4~11 | 13 | | 6 | 4~13 | 16 | 6~23 | | | 20 | |
| D | EC | D | EC | | | | | | | | | | | | | | | | | | | | | | | | | | | |
| 2 | 2~5 | 8 | 5~16 | | | | | | | | | | | | | | | | | | | | | | | | | | | |
| 3 | 3~9 | 10 | | | | | | | | | | | | | | | | | | | | | | | | | | | | |
| 4 | 4~11 | 12 | 5~22 | | | | | | | | | | | | | | | | | | | | | | | | | | | |
| 5 | 4~11 | 13 | | | | | | | | | | | | | | | | | | | | | | | | | | | | |
| 6 | 4~13 | 16 | 6~23 | | | | | | | | | | | | | | | | | | | | | | | | | | | |
| | | 20 | | | | | | | | | | | | | | | | | | | | | | | | | | | | |

| 代码 | 增加内螺纹 | 技术说明 | | | | | | | | | | | | |
|-------|-------|---|---|----|----|---|----|---|------|----|---|-------|----|---|
| MA | | <p>选型方法 MA</p> <table border="1"> <thead> <tr> <th>D</th> <th>MA</th> <th>V1</th> </tr> </thead> <tbody> <tr> <td>6</td> <td>M3</td> <td>4</td> </tr> <tr> <td>8~13</td> <td>M4</td> <td>6</td> </tr> <tr> <td>16~20</td> <td>M6</td> <td>9</td> </tr> </tbody> </table> | D | MA | V1 | 6 | M3 | 4 | 8~13 | M4 | 6 | 16~20 | M6 | 9 |
| D | MA | V1 | | | | | | | | | | | | |
| 6 | M3 | 4 | | | | | | | | | | | | |
| 8~13 | M4 | 6 | | | | | | | | | | | | |
| 16~20 | M6 | 9 | | | | | | | | | | | | |
| RC | | <p>选型方法 RC</p> <p>□ P-D≤2不适用</p> | | | | | | | | | | | | |

□ P尺寸选择型

| 型号 | D公差 | | | P |
|-------|-----|--------|--------|-------|
| 代码 | D | m6 | p6 | P |
| YBP01 | 2 | +0.008 | +0.012 | 3 |
| YBP02 | 3 | +0.002 | +0.006 | 4 5 6 |

□ P.L.B尺寸指定型

| 型号 | D公差 | | | 最小单位0.01 | 最小单位1 | 最小单位0.1 | |
|-------|-----|--------|--------|----------|------------|---------|----------|
| 代码 | D | m6 | p6 | g6 | P | L | B |
| YBP41 | 2 | +0.008 | +0.012 | -0.002 | 2.50~3.00 | 2~3 | 1.0~5.0 |
| YBP42 | 3 | +0.002 | +0.006 | -0.008 | 3.50~10.00 | 3~10 | 1.0~15.0 |

□ 可选加工 (P尺寸选择型)

| 型号 | D公差 | | | P | 可选加工代码 |
|-------|-----|--------|--------|-------|---------|
| 代码 | D | m6 | p6 | P | EC() MA |
| YBP01 | 2 | +0.008 | +0.012 | 3 4 | RC |
| YBP02 | 3 | +0.002 | +0.006 | 4 5 6 | |

请按图示订货
YBP01—D2—P4
YBP02—D3—P4



未税价(元)

● 优惠价

| 数量 | 1~4 | 5~ |
|----|------|------|
| 价格 | 100% | 另行报价 |



□ 无表面处理无硬度



□ 无表面处理



□ 有表面处理

夹具用衬套

A6