

# 金属按钮、旋钮、钥匙钮、急停钮命名规则

Naming convention for metal buttons, knobs, key buttons and emergency stop buttons

LB  $\emptyset$   $\diamond$  -  $\star$   $\blacklozenge$   $\blacksquare$  /  $\odot$   $\blacktriangle$   $\blacktriangledown$  /  $\otimes$   $\star$  /  $\ast$

其它备注: 定制符号、防水要求、特殊颜色要求等  
Other remarks: customized symbols, waterproof requirements, special color requirements, etc

接线: J-螺丝脚(蜂鸣器) Wiring: J-screw pin (buzzer)

档位: 2-2档 3-3档 (此选项只针对旋钮及钥匙钮, 其它开关忽略此项)  
Gear position: 2- 2nd gear, 3-3rd gear (this option only applies to knobs and key knobs, ignored for other switches)

外壳材质: S-不锈钢 N-镀铬(镀镍) A-铝氧化 PC-塑料 ST-镀钛  
Shell material: S-stainless steel N-chromium plated (nickel plated) A-aluminum oxide PC-plastic ST-Titanium plated

带灯电压: 3-8V/25-48V/110V为定制电压 5-24V/9-24V/220V 常规电压  
Voltage with lamp: 3-8V/25-48V/110V, customized voltage 5-24V/9-24V/220V, conventional voltage

发光颜色: R-红 G-绿 B-蓝 Y-黄 W-白 O-橙(定制)  
Glow color: RG-红绿 RB-红蓝 RG-红绿蓝 RW-红绿白 (注:只有A系列可做双色,三色)  
Glow color: RG-red green RB-red blue RG-red green blue RW-red green white (Note: Only the A series can be made in two or three colors)

发光类型: E-环形 E+DY-环环+电源标 DY-电源标 D-点灯 E+XD-环形+小点  
Luminous type: E-annular E+DY-annular+Power supply sign DY-Powersupply sign D-Lighting E+XD-annular+Small dots

操作类型: F-自复式 Z-自锁式(保持式) Operation type: F-self resetting Z-self locking (holding)

开关组合: 10-1NO 1C-1NC 11-1NO1NC 20-2NO 22-2NO2NC (NO为常开触点,NC为常闭触点)  
Switch combination: 10-1NO 1C-1NC 11-1NO1NC 20-2NO 22-2NO2NC (NO is the normally open contact, NC is the normally closed contact)

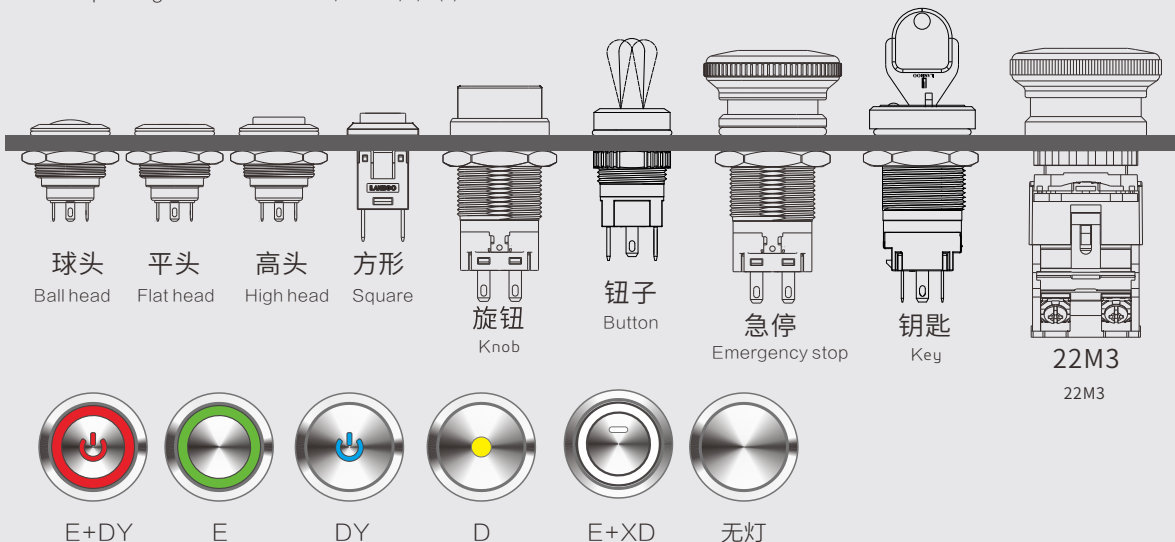
头部形状: P-平头 G-高头 Q-球头 Y-钥匙钮 X-旋钮 M-蘑菇头  
Head shape: P-Flat head G-High head Q-Ball head Y-Key X-Knob M-Mushroom head

系列号: A[(16A, 19A为1NO1NC,3A);(19A1, 22A, 25A, 30A, 40A)有1NO1NC或2NO2NC可选,3A]  
Series number B[(12B,1NO,2A);(16B, 19B,1NO,10A);(22B, 25B,独立1NO1NC,7A)]  
C[(22C, 25C,2NO,15A)]  
E[(12E,1NO,7A);(16E,1NO,2A);(16E3,1NO,16A);(19E,22E,1NO,16A)]  
Y5 (19Y5, 22Y5,1NO1NC或2NO2NC可选,5A,无灯,3A)升级款  
X5 (19X5, 22X5,1NO1NC或2NO2NC可选,带灯,3A)升级款  
M3(22M3,40mm超大头/1NO1NC,无灯,8A) M4(16 19 22mm,1NO1NC,带灯,3A)  
M5.1(19M5.1, 22M5.1,大头,无灯) M5.2(19M5.2, 22M5.2,小头,无灯) M5.4(19M5.4, 22M5.4,带灯)  
M6(19M6, 22M6,短款(short),无灯(no LED)) (M5系列均有1NO1NC或2NO2NC可选,3A)  
SA-塑料按钮(plastic button) NZ/NZ2-钮子开关(Button switch) QC-轻触(Touch lightly) CM-触摸(Touch)  
SM-塑料急停带箭头(Plastic emergency stop with arrow)  
SM2-塑料急停带箭头+STOP(Plastic emergency stop with arrow+STOP)  
SM3-塑料急停带箭头(Plastic emergency stop with arrow)

安装孔直径(螺纹外径):  $\phi$ 12、 $\phi$ 16、 $\phi$ 19、 $\phi$ 22、 $\phi$ 25、 $\phi$ 30、 $\phi$ 40mm  
Installation hole diameter (thread outer diameter):  $\phi$ 12、 $\phi$ 16、 $\phi$ 19、 $\phi$ 22、 $\phi$ 25、 $\phi$ 30、 $\phi$ 40mm  
(每个系列里的开孔并不是从 $\phi$ 12-40mm都有,请参照系列号后括号里的孔径)  
(The openings in each series are not derived from  $\phi$ . Available in sizes 12-40mm, please refer to the aperture in parentheses after the serial number)

蓝波代号  
LANBOO Code

- 例: 1. 需要16mm开孔、A系列、平头、1NO1NC、自锁、环形、红色发光、LED电压12V、镀铬外壳 对应型号: LB16A-P11Z/ER9-24V/N(L)  
1. Requires 16mm opening, A series, flat head, 1NO1NC, self-locking, circular, red emitting, LED voltage 12V, chrome plated shell Corresponding model: LB16A-P11Z/ER9-24V/N(L)
2. 需要22mm开孔、M5.1系列、蘑菇头、2NO2NC、自锁、不锈钢外壳 对应型号: LB22M5.1-M22Z/S/A(L)  
2. It needs 22mm opening, M5.1 series, Bowl cut, 2NO2NC, self-locking, stainless steel shell Corresponding model: LB22M5.1-M22Z/S/A(L)
3. 需要19mm开孔、X5系列、旋钮、1NO1NC、LED电压12V、红色发光,保持式、不锈钢外壳、2档 对应型号: LB19X5-X11Z/R5-24V/S/2(L)  
3. Requires 19mm opening, X5 series, knob, 1NO1NC, LED voltage 12V, red light emitting, holding type, stainless steel housing, 2nd gear Corresponding model: LB19X5-X11Z/R5-24V/S/2(L)


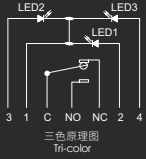
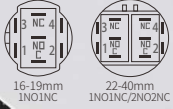


# LB16-40A Series

Monochrome/Bi-color/Tri-color LED  
IP67/可做双色、三色发光

**1NO1NC 2NO2NC**

Ith:5A 250VAC



**RGB**  
可做双色三色  
Bi-color Tri-color



**<50mΩ**  
快动高灵敏  
Contactsensitive



**50000H**  
长寿命灯珠  
Long Life LED



**100万次**  
机械寿命  
Mechanical Life



**底座V0**  
耐温阻燃  
Antif Laming



**-40~80℃**  
环境耐温强  
Environment



**IP67/IK10**  
防水防爆  
Protection Level



CCC RoHS REACH CE TUV CE<sub>roHS</sub> CB<sub>roHS</sub>  
专利及认证  
Certificate



•16A(16mm)



•19A(19mm)



•22A(22mm)



•25A(25mm)



•30A(30mm)



•40A(40mm)



# 高亮无极宽电压LED Long Life/Wide Voltage LED

低功耗LED: ≤20mA  
Low Power Consumption LED: ≤20mA

常规电压: 9-24V 220V, 定制其它电压  
Normal Voltage: 9-24V 220V, Customizable Other Voltage

常规颜色: 红色、绿色、蓝色; 定制: 黄色、白色、双色、三色  
Normal Color: Red/Green/Blue; Customizable: Yellow/White/Bi-color/Tri-color

定制符号  
Customizable



头部防水IP67  
Waterproof IP67



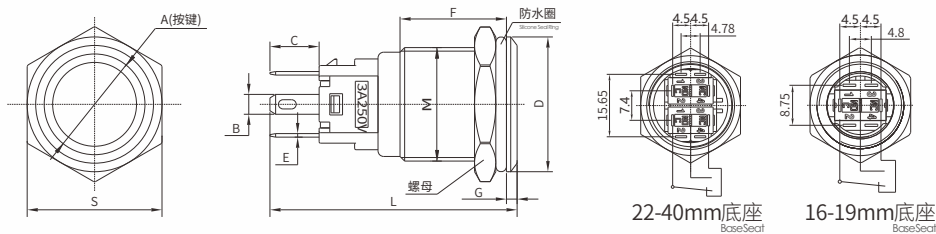
配套专用插件  
Connector



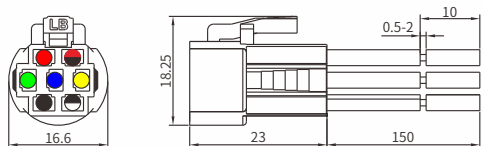
镀金/银插脚/银触点  
Silver/Gold Pins/Contact



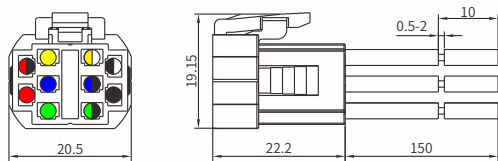
定制外壳颜色  
Custom Shell color



型号/Model	Size 尺寸	S	A	B	C	E	F	L	G	D	M	触点类型 Contact
LB16A	S19	Ø14	2.8	7	0.5	15	34.8	1.5	Ø19	M16X1	1NO1NC	
LB19A	S22	Ø17	2.8	7	0.5	15	34.8	1.5	Ø22	M19X1	1NO1NC	
LB22A	S25	Ø18	2.8	7	0.5	15	35	1.5	Ø25	M22X1	1NO1NC/2NO2NC	
LB25A	S28	Ø22	2.8	7	0.5	15	35	1.5	Ø28	M25X1	1NO1NC/2NO2NC	
LB28A	S31	Ø22	2.8	7	0.5	15	35	1.5	Ø31	M28X1	1NO1NC/2NO2NC	
LB30A	S34	Ø22	2.8	7	0.5	15	35	1.5	Ø33	M30X1	1NO1NC/2NO2NC	
LB40A	S45	Ø22	2.8	7	0.5	15	35	1.5	Ø43	M40X1	1NO1NC/2NO2NC	



LB16A LB19A (1NO1NC)



LB22A LB25A LB28A LB30A LB40A

●● 灯脚线 ●● 双色或三色灯脚线 ●● NC线 ●● NO线 ●● C脚进线

使用0.5mm<sup>2</sup>电线, 线长150mm, 可定做其他规格线长  
Wire Length: 150mm、0.5mm<sup>2</sup>, Customize other Sizes