SA6系列

芯数	2	3	4	5
芯数图(插针正面视角)	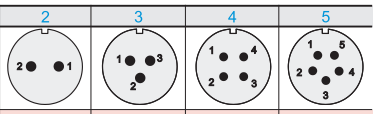			
额定电流(A)	3	3	3	3
接触件直径(mm)	Ø0.6×2	Ø0.6×3	Ø0.6×4	Ø0.6×5
工作电压(AC/V)	30	30	30	30
耐压(AC/V)1min	500	500	500	500
接触电阻(mΩ)	10	10	10	10
线规(mm²/AWG)	≤0.5/20	≤0.5/20	≤0.5/20	≤0.5/20

SA8系列

芯数	2	3	4	6	8
芯数图(插针正面视角)	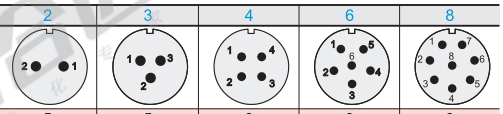				
额定电流(A)	5	5	3	3	3
接触件直径(mm)	Ø1×2	Ø1×3	Ø0.6×4	Ø0.6×6	Ø0.6×8
工作电压(AC/V)	125	125	30	30	30
耐压(AC/V)1min	1000	1000	500	500	500
接触电阻(mΩ)	5	5	10	10	10
线规(mm²/AWG)	≤0.75/18	≤0.75/18	≤0.5/20	≤0.5/20	≤0.5/20

SA10系列

芯数	2	3	4	5
芯数图(插针正面视角)	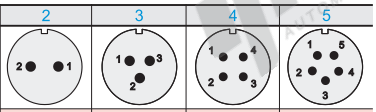			
额定电流(A)	5	5	3	3
接触件直径(mm)	Ø1×2	Ø1×3	Ø0.7×4	Ø0.7×5
工作电压(AC/V)	180	180	125	125
耐压(AC/V)1min	1000	1000	1000	1000
接触电阻(mΩ)	5	5	10	10
线规(mm²/AWG)	≤0.75/18	≤0.75/18	≤0.5/20	≤0.5/20

SA12系列

芯数	2	3	4	5	6	7	9
芯数图(插针正面视角)	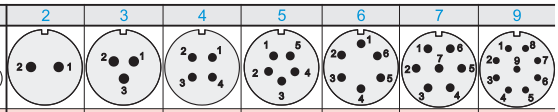						
额定电流(A)	13	13	5	5	5	5	3
接触件直径(mm)	Ø1.6×2	Ø1.6×3	Ø1×4	Ø1×5	Ø1×6	Ø1×7	Ø0.7×9
工作电压(AC/V)	250	250	200	180	125	125	125
耐压(AC/V)1min	1500	1500	1500	1000	1000	1000	1000
接触电阻(mΩ)	2.5	2.5	5	5	5	5	10
线规(mm²/AWG)	≤2/14	≤2/14	≤0.75/18	≤0.75/18	≤0.75/18	≤0.75/18	≤0.5/20

SA16系列

芯数	2	3	4	5	7	9	10
芯数图(插针正面视角)	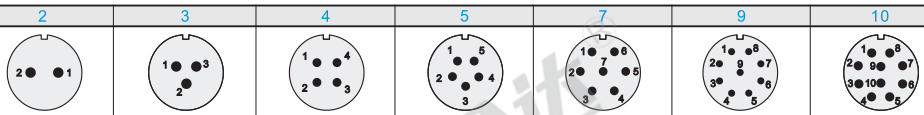						
额定电流(A)	10	10	5	5	5	5	5
接触件直径(mm)	Ø1.5×2	Ø1.5×3	Ø1×4	Ø1×5	Ø1×7	Ø1×9	Ø1×10
工作电压(AC/V)	500	500	500	500	400	400	400
耐压(AC/V)1min	1500	1500	1500	1500	1200	1200	1200
接触电阻(mΩ)	2.5	2.5	5	5	5	5	5
线规(mm²/AWG)	≤2/14	≤2/14	≤0.75/18	≤0.75/18	≤0.75/18	≤0.75/18	≤0.75/18

SA20系列

芯数	2	3	4	5	6	7	8	9	12	15
芯数图(插针正面视角)	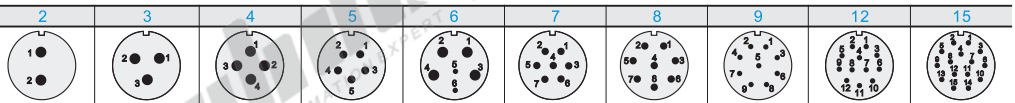									
额定电流(A)	25	25	25	10	25 5	10	10	5	5	5
接触件直径(mm)	Ø2.5×2	Ø2.5×3	Ø2.5×4	Ø1.5×5	Ø2.5×4 Ø1×2	Ø1.5×7	Ø1.5×8	Ø1×9	Ø1×12	Ø1×15
工作电压(AC/V)	500	500	500	500	500	500	500	400	400	400
耐压(AC/V)1min	1500	1500	1500	1500	1500	1500	1500	1200	1200	1200
接触电阻(mΩ)	1	1	1	2.5	1 5	2.5	2.5	5	5	5
线规(mm²/AWG)	≤4/11	≤4/11	≤4/11	≤2/14	≤4/11 ≤0.75/18	≤2/14	≤2/14	≤0.75/18	≤0.75/18	≤0.75/18

SA24系列

芯数	2	3	4	9	10	12	19
芯数图(插针正面视角)	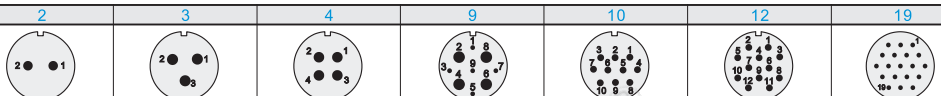						
额定电流(A)	25	25	25	5 25	10	10	5
接触件直径(mm)	Ø2.5×2	Ø2.5×3	Ø2.5×4	Ø1×5 Ø2.5×4	Ø1.5×10	Ø1.5×12	Ø1×19
工作电压(AC/V)	500	500	500	500	500	500	400
耐压(AC/V)1min	1500	1500	1500	1500	1500	1500	1200
接触电阻(mΩ)	1	1	1	5 1	2.5	2.5	5
绝缘电阻(MΩ)	2000	2000	2000	2000	2000	2000	2000
线规(mm²/AWG)	≤4/11	≤4/11	≤4/11	≤0.75/18 ≤4/11	≤2/14	≤2/14	≤0.75/18

SA28系列

芯数	2	3	4	7	8	9	10	12	16	17	20	24	26	35
芯数图(插针正面视角)	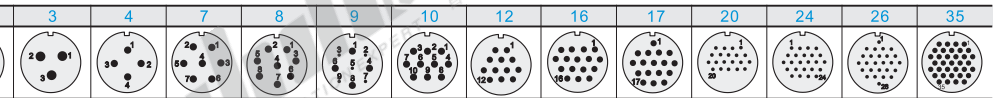													
额定电流(A)	50	50	25	25	25	25 5	25	10	10	10	5	5	5	5
接触件直径(mm)	Ø3.5×2	Ø3.5×3	Ø2.5×4	Ø2.5×7	Ø2.5×8	Ø2.5×4 Ø1×5	2.5×10	Ø1.5×12	Ø1.5×16	Ø1.5×17	Ø1×20	Ø1×24	Ø1×26	Ø1×35
工作电压(AC/V)	500	500	500	500	500	500	500	500	500	500	400	400	400	400
耐压(AC/V)1min	1500	1500	1500	1500	1500	1500	1500	1500	1500	1500	1200	1200	1200	1200
接触电阻(mΩ)	0.5	0.5	1	1	1	1 5	1	2.5	2.5	2.5	5	5	5	5
线规(mm²/AWG	≤10/7	≤10/7	≤4/11	≤4/11	≤4/11	≤4/11 ≤0.75/18	≤4/11	≤2/14	≤2/14	≤2/14	≤0.75/18	≤0.75/18	≤0.75/18	≤0.75/18

IP67

SA系列配置表

电缆插头

<公插头

电缆对接插座

后螺母插座

方形法兰插座

母插座>

前螺母插座

电缆插头

<母插头

电缆对接插座

后螺母插座

方形法兰插座

公插座>

前螺母插座